

Parent Guide



@twinklparents

We're excited to share this activity with you. If you are interested in finding more engaging, fun and interesting activities for you and your children, then check out these links to different areas of the [Twinkl Parents](#) website.

games



crafts



puzzles



experiments



word searches



What is this resource and how do I use it?

Simply download this summer-themed maths booklet and encourage your child to complete the activities during quiet time. It can be tricky to get children to concentrate outside school, but these activity sheets are beautifully illustrated to help keep little minds engaged. And remember - children don't have to finish the booklet all at once.

What skills does this practise?

Counting

Shapes

Measuring

Problem-Solving

Further Activity Ideas and Suggestions

For more fun and educational maths activities, you can check out our [Number](#), [Shapes](#) and [Measure](#) areas of the site.

Parents Blog



Twinkl Kids' TV



Homework Help



twinkl

Parents Hub

Summer Maths Activity Booklet

Age 3 to 5




This booklet belongs to:

On the Beach Counting to 10




Fill in the missing numbers on the sand paths and help the children reach the water.





Summer Number Matching


Count the items and circle the correct number.



9

6


4



3

5


8



5

10

7



6

2

4

Draw an Ice Cream



Try to complete the ice cream cone by copying the half that is already there.





Summertime Addition

Add up the summer items and write down the answer in the space provided.

$$+ \begin{array}{c} \text{beach ball} \\ \text{beach ball} \end{array} = \bigcirc$$

$$\begin{array}{c} \text{hat} \end{array} + \begin{array}{c} \text{hat} \\ \text{hat} \\ \text{hat} \\ \text{hat} \end{array} = \bigcirc$$







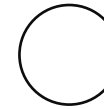
$$\begin{array}{c} \text{flip-flops} \\ \text{flip-flops} \end{array} + \begin{array}{c} \text{flip-flops} \\ \text{flip-flops} \end{array} = \bigcirc$$

$$\begin{array}{c} \text{castle} \\ \text{castle} \\ \text{castle} \end{array} + \begin{array}{c} \text{castle} \\ \text{castle} \\ \text{castle} \end{array} = \bigcirc$$


$$\begin{array}{c} \text{chair} \\ \text{chair} \\ \text{chair} \end{array} + \begin{array}{c} \text{chair} \\ \text{chair} \\ \text{chair} \end{array} = \bigcirc$$

Colour By Number

Colour in the picture using the colours that match the numbers.

- | | | |
|---|---|---|
| 1 | = |  |
| 2 | = |  |
| 3 | = |  |
| 4 | = |  |
| 5 | = |  |
| 6 | = |  |
| 7 | = |  |

Skintone of
your choice






I Spy

Count the number of each item and write it in the space provided. Which item occurs the most and which occurs the least?




The _____ occurs the most and
the _____ occurs the least.



How Many Shapes Can You See?



Count how many shapes you can see in the summer barbeque picture and write them in the space provided.



There are _____ circles.

There are _____ semi-circles.

There are _____ rectangles.

Can you see any other shapes?



One More, One Less

Write the number that comes before and the number that comes after in the columns provided. For an extra challenge, you can try writing the word as well as the number. The first one has been done for you.

4 four	5	6 six
	4	
	6	
	1	
	2	

Summer Measuring




Read the instructions in each section and circle the correct picture.


- 1** Circle the bucket that is the biggest.



- 2** Circle the sandcastle that is the tallest.



- 3** Circle the swimmer that is the shortest.



- 4** Circle the towel that is the smallest.





Summertime Patterns

Cut out the pieces below and complete the patterns.

